

HOLIDAYS BAG



Holidays Bag is a fun and colorful bag, made with granny squares in **Echos** and **Artic**. An essential and easy to make accessory, for a super cozy look, always on trend and..very sustainable!

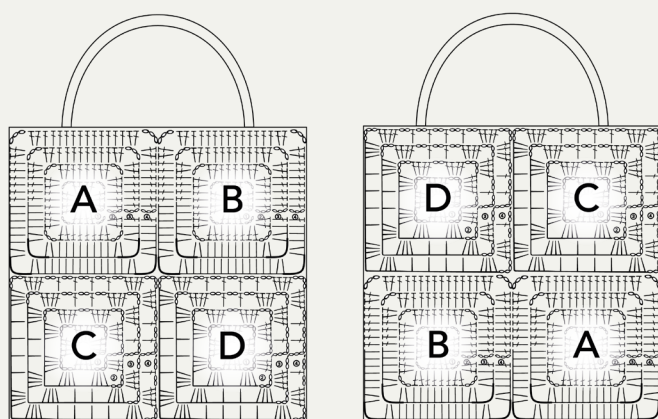


Filato: ECHOS col. 1945 dove-grey, col. 6561 petroleum, col. 63 red, ARTIC col. 207 white

Crochet Hook: n. 10

Weight: 240 g/8,46 oz. (2 balls of col. petroleum, 1 ball col. dove-grey, col. white, col. red)

Stitches Used: Double Crochet, Treble



HOLIDAYS BAG

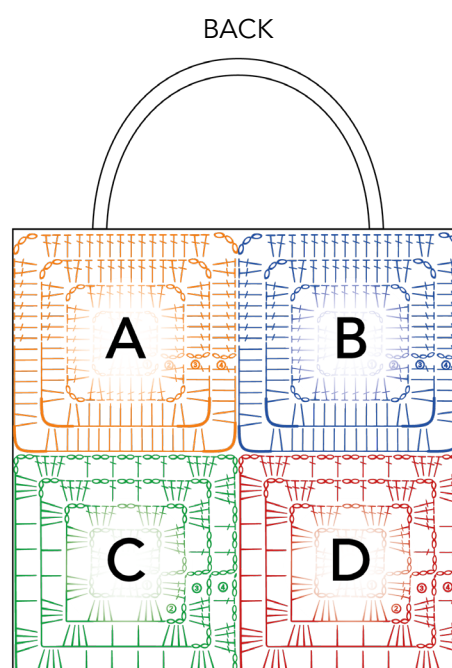
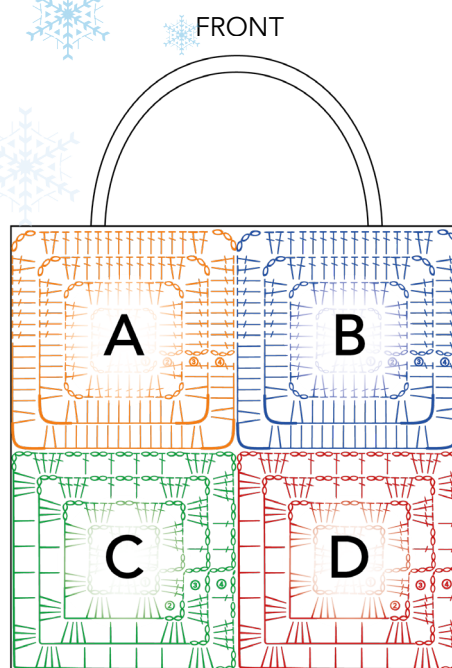


To make our bag we used a felt bag, which we covered with **Grunny squares**. Dimensions of the stand: width 42 cm (16,53 in.), height 38 cm (14,96 in.), depth 13 cm (5,12 in.)

Execution: Using crochet hook n. 10, make the squares according to the given patterns and the different colors for each pattern. The bag is made up of 8 squares positioned differently, 4 on the front and 4 on the back. Sew them in the order given and apply them on the support.

For the base of the bag, with col. red cast on 18 chains and work around them. Working with col. red in **Treble**, increase 2 stitches at the beginning and end of basic chain, and continue turning around this. Continue with col. petroleum, working in **Treble** and increasing 2 stitches in the 1st stitch, then 2 stitches in the 18th, 22nd, and 39th (to obtain the rectangular shape). On the next round, increase 2 stitches at the increases of the previous round.

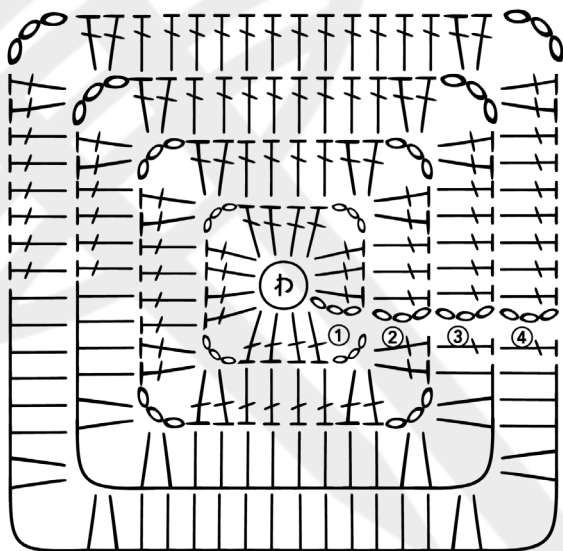
Fasten the work and sew to the bottom of the felt bag



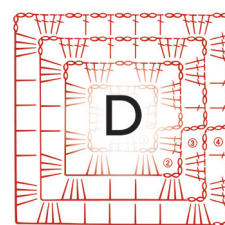
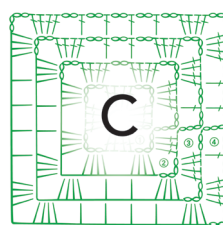
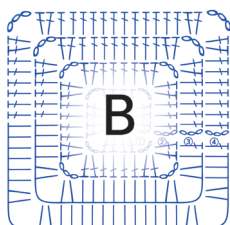
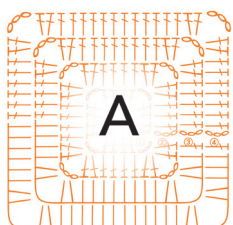
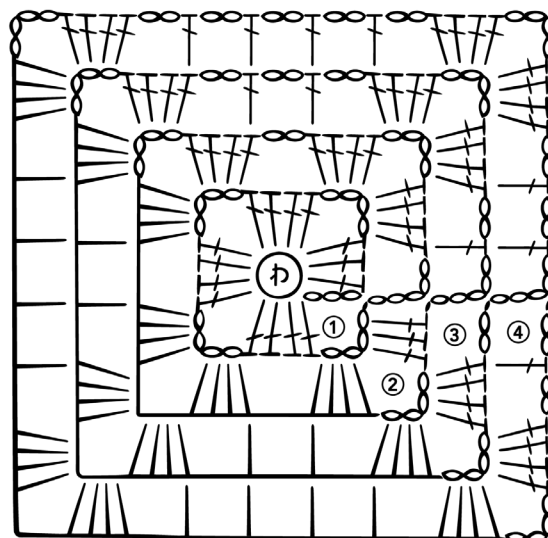
HOLIDAYS BAG



PATTERN A - B



PATTERN C - D



2 rounds col. 63 red
1 round col. 207 white
1 round col. 6561 petr.

2 rounds col. 6561 petr.
1 round col. 207 white
1 round col. 1945 dove-grey

2 rounds col. 6561 petr.
1 round col. 207 white
1 round col. 1945 dove-grey

2 rounds col. 63 red
1 round col. 207 white
1 round col. 6561 petr.

