



*Leutenegger* EST. 1891



## SPOOKY FLOWERS



DMC STRANDED COTTON



# SPOOKY FLOWERS

12.5cm round




DMC STRANDED COTTON

## MATERIALS:

- 20 x 20cm piece of fabric
- DMC Stranded Cotton - 1 skein of each colour 310, 413, 414, 791 and 931
- Embroidery needle
- Carbon paper for tracing
- 5in embroidery hoop
- stripy ribbon and pom pom trim
- felt with adhesive backing

## TO BEGIN:

- Print out design outlines from page 4. Place your fabric right side up on smooth, hard surface. Tape your carbon paper onto the fabric and your printed design on top of that. Using a pen trace over the lines of your design.
- Refer to colour and stitch placement and stitch guide on page 3. Use 3 strands for stitching unless stated otherwise. Refer to diagram on page 3 for stitch and colour placement. Stitch flower petals first and add French knots after. Embroidery spiderweb using 1 strand of dark grey cotton 414 and embroider spider last.
- When stitching, try to keep the tension of your thread even. DO NOT pull too tight.
- If your thread gets twisted while stitching, drop the threaded needle and let it hang freely until it "unwinds".
- Once you have completed all the stitching, spray with water to erase markings and iron it flat from the back to protect your stitching.



## FINISHING OFF

Once you have completed all the stitching, if your work is wrinkled, iron it flat with an iron on warm using a cloth to protect your stitching.

The back can be covered with fabric, felt or cardboard. If using felt with adhesive backing, place your embroidery securely in the hoop. Trace around the hoop onto the felt, then cut out the felt circle. Peel off the paper and place the felt circle onto the back folding in excess fabric. Press firmly around the edges. Glue pom pom trim around the edge of the hoop and tie a bow with stripy ribbon at the top of the hoop.

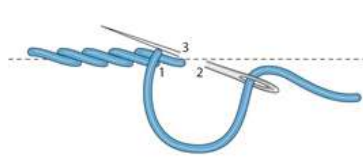


# SPOOKY FLOWERS

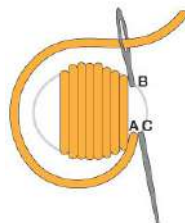


DMC STRANDED COTTON

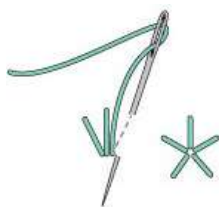
**STEM STITCH**



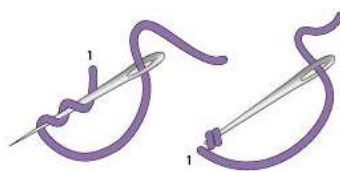
**SATIN STITCH**



**STRAIGHT STITCH**



**FRENCH KNOTS**



310



791



413



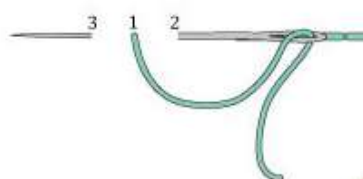
414



931



**BACK STITCH**



NOTE: Use 3 strands for embroidery unless stated otherwise.



# SPOOKY FLOWERS

Design outlines for tracing

